Studio Ingegneria civile
Dott. Ing. Luigi De Poi
Piazza Duca D'Aosta n. 2
CONEGLIANO (TV)
C.F. DPOLGI64L05H926 L.B562
P.I. 02521540269
TEL 0438 / 35514
FAX 0438 / 35514
E. mail: ingegneriaulgidepoi@virgilio.it

Committente: CANTINA di CONEGLIANO e VITTORIO VENETO s.c.a.c. già Cantina Sociale Cooperativa di Vittorio Veneto

Opera: RISTRUTTURAZIONE CON AMPLIAMENTO art.2 L.R. 32/2013 (piano casa) 1° VARIANTE

il prog. di ristrutturazione ed ampliamento è fabbricato ed uso agroalimentare (p.c. 232 15/11/12)

Oggetto:
- 1° Solaio interno,
- II° Solaio interno
- travi e sezioni

Tavola n.: 13/ca

Scala: vedi grafici

Controllo:

Disegnato da:

Data: 27/06/2016

Data agg.: 23/09/2016

Note:

AC40 - AutoCAD 2D: 2006, Ser. n° 700-5070844

CARATTERISTICHE DEI MATERIALI

1) c.a. :
- Magrone : 1,50 qli/mc
- Calcestruzzo : C 28/35 XC3; S3 / S4.
- Malta espansiva : tipo MapeFill (EN 1504-6).
- Acciaio per c.a. : B 450 C.
- Rete elettrosaldata : B 450 A.

2) Isolatori :
Isolatori a scorrimento a doppia superficie curva,
- FIP – DL 670/700 (3700) raggio 3700 mm spostamento max 350 mm.
- FIP – DL 860/700 (3700) raggio 3700 mm spostamento max 350 mm.

3) Strutture in acciaio:
- Classe di esecuzione (UNI–EN 10902–2) EXC3.
- Zincata con spessore μ= 80;
- Acciaio telai sismoresistenti: S 355 / J0
  - colonne e travi elettrosaldate
  - piastre unioni travi–colonne
  - piastre di base colonne
  - trave di sezione circolare (ø 273 s=10)
- Rimanenti strutture : S275 / J0
- Bulloni unioni travi – colonne : 10.9.
- Bulloni rimanenti : 8.8.
- Tirafondi (feletatura rullata) : 5.6.
- Tutti i bulloni vanno applicati con doppia rondella e con "Palmuttern" di bloccaggio.

4) Acciaio Inox:
- Aisi 304 X5 Cr Ni 1810.

PIANTA 1° SOLAIO – TRAVI E STRUTTURA
scala 1:100

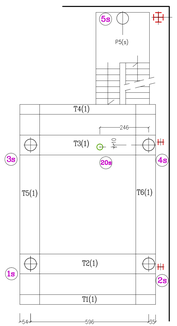

PIANTA 1° SOLAIO PARAPETTI E SCARICO ACQUE
scala 1:100

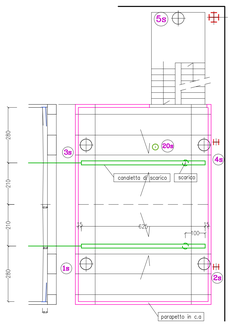

Part. tirante – 20s – PART. 1
scala 1:10

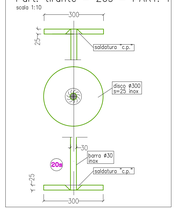

TRAVE T1 (1°)
scala 1:100

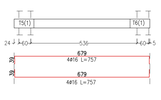

Sezione T1(1°)
scala 1:25

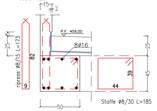

TRAVE T2 (1°)
scala 1:100

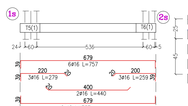

Sezione T2(1°)
scala 1:25

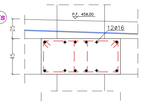

TRAVE T3 (1°)
scala 1:100



Sezione T3 (1°)
scala 1:25

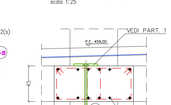

TRAVE T4 (1°)
scala 1:100

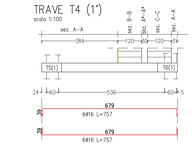

Sezione A–A T4(1°)
scala 1:25

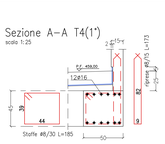

sez. A*=A*
come sez. A–A ma senza riprese

Sezione B–B T4(1°)
scala 1:25

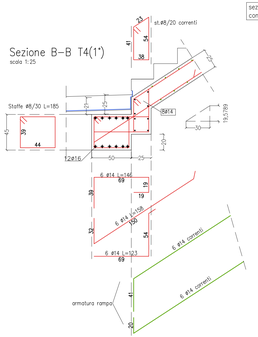

Sezione C–C T4(1°)
scala 1:25

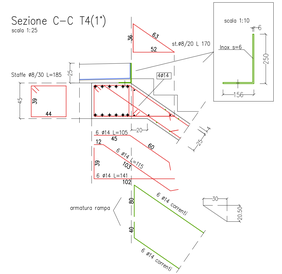

PILASTRI 1S–2S–3S
scala 1:100

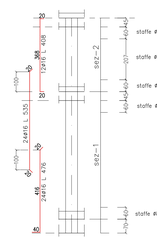

PILASTRO 4S
scala 1:100

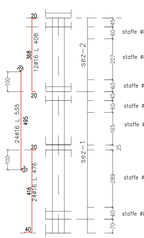

PILASTRO 5S
scala 1:100

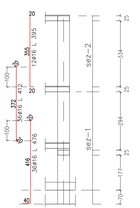

Sez–1
scala 1:25

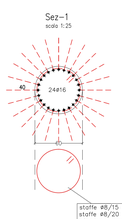

Sez–2
scala 1:25

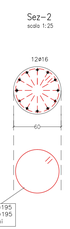

Sez–1
scala 1:25

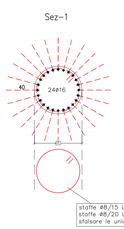

Sez–2
scala 1:25

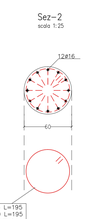

Sez–1
scala 1:25

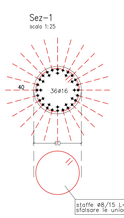

Sez–2
scala 1:25

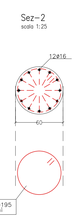

TRAVE T5 (1°)
scala 1:100

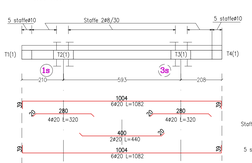

Sezione T5 (1°)
scala 1:25

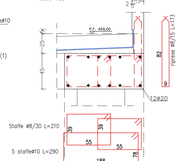

TRAVE T6 (1°)
scala 1:100

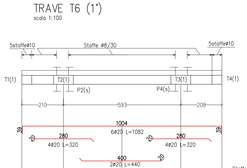

Sezione T6 (1°)
scala 1:100

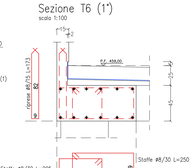

Sezione tipica su scale
scala 1:100

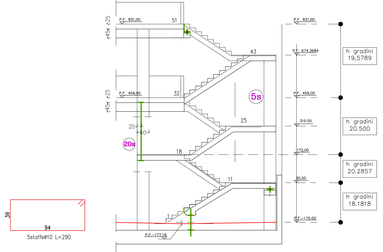

PIANTA 2° SOLAIO – TRAVI E STRUTTURA
scala 1:100

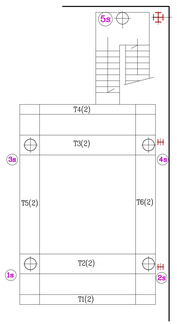

PIANTA 2° SOLAIO PARAPETTI E SCARICO ACQUE
scala 1:100

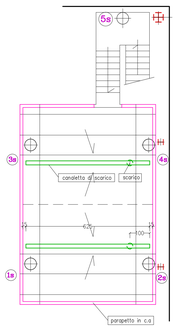

TRAVE T1 (2°)
scala 1:100

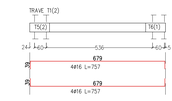

Sezione T1 (2°)
scala 1:25

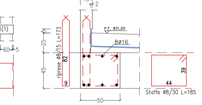

TRAVE T2 (2°)
scala 1:100

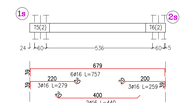

Sezione T2 (2°)
scala 1:25

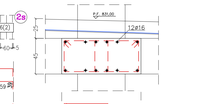

TRAVE T5 (2°)
scala 1:100

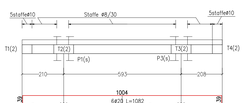

Sezione T5 (2°)
scala 1:25

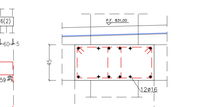

TRAVE T3 (2°)
scala 1:100

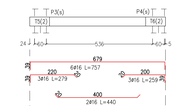

Sezione T3 (2°)
scala 1:25

TRAVE T6 (2°)
scala 1:100

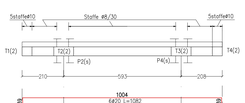

Sezione T6 (2°)
scala 1:25



TRAVE T4 (2°)
scala 1:100

Sezione A–A T4 (2°)
scala 1:25

sez. A*=A*
come sez.A–A ma senza riprese

Sezione A–A T4 (2°)
scala 1:25

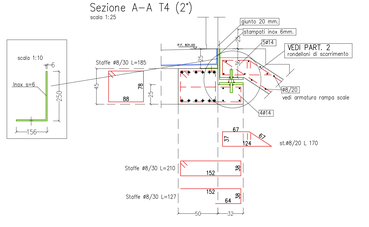
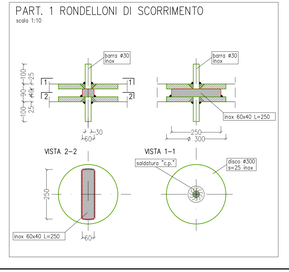
PART. 1 RONDELLONI DI SCORRIMENTO
scala 1:10